

# CMMCP WEEKLY SURVEILLANCE REPORT



**EPI week #33**  
**Aug. 11-17, 2019**

*Frank Cornine, Staff Biologist*  
*Curtis Best, Staff Entomologist*  
*David Mullins, Field Biologist*  
*Tim McGlinchy, Director of Operations*  
*Tim Deschamps, Executive Director*

**Central Mass. Mosquito Control Project**  
**Weekly Report- 8/11/19-8/17/19**  
**EPI Week #33**

**Cumulative Surveillance Summary**

<b>Target Species</b>	<b><i>Ae. vex</i></b>	<b><i>Cq. per</i></b>	<b><i>Cs. mel</i></b>	<b><i>Oc. can</i></b>	<b><i>Culex</i></b>	<b>All Species</b>
<b>No. Pools</b>	140	868	256	266	816	4057
<b>Total Specimens</b>	800	156545	1761	4412	13706	184206
<b>No. Pools WNV +</b>	0	0	0	0	3 <sup>†</sup>	3 <sup>†</sup>
<b>No. Pools EEE +</b>	0	9 <sup>†</sup>	0	0	0	9 <sup>†</sup>

<sup>†</sup>Pool of WNV+ *Culex* species collected in Worcester on 7/26/19

<sup>†</sup>Pool of WNV+ *Culex* species collected in Stow on 7/31/19

<sup>†</sup>Pool of EEE+ *Coquillettidia perturbans* collected in Southborough on 7/31/19

<sup>†</sup>Pool of EEE+ *Coquillettidia perturbans* collected in Southborough on 7/31/19

<sup>†</sup>Pool of EEE+ *Coquillettidia perturbans* collected in Westborough on 8/2/19

<sup>†</sup>Pool of EEE+ *Coquillettidia perturbans* collected in Westborough on 8/2/19

<sup>†</sup>Pool of WNV+ *Culex* species collected in Worcester on 8/6/19

<sup>†</sup>Pool of EEE+ *Coquillettidia perturbans* collected in Hopkinton on 8/6/19

<sup>†</sup>Pool of EEE+ *Coquillettidia perturbans* collected in Westborough on 8/8/19

<sup>†</sup>Pool of EEE+ *Coquillettidia perturbans* collected in Westborough on 8/8/19

<sup>†</sup>Pool of EEE+ *Coquillettidia perturbans* collected in Westborough on 8/8/19

<sup>†</sup>Pool of EEE+ *Coquillettidia perturbans* collected in Westborough on 8/8/19

**Weather Summary (Northborough, MA):** The weather for this particular week averaged 71.69°F with a recorded high temperature of 88.90°F and a recorded low temperature of only 53.30°F. For this week there was also a total of 0.02 inches of rain observed. Compared to the previous week, it was approximately 0.45°F cooler on average, and rained about 1.75 inches less. There has been 1.80 inches of rain accumulated in August, after 5.20 inches for the month of July.

**CMMCP Mosquito Summary-**

<b>Target Species</b>	<b>Δ From Last Week</b>	<b>Δ From Last Year</b>	<b>Predominant Trap Site(s)</b>
<i>Aedes vexans</i>	+18.23%	+52.28%	Devens, Hudson
<i>Coquillettidia perturbans</i>	-4.270%	+280.0%	Southborough
<i>Culiseta melanura</i>	-21.86%	+607.6%	Wilmington, Auburn
<i>Ochlerotatus canadensis</i>	-80.36%	+136.2%	Dracut, Tewksbury
<i>Culex</i> Species	-62.65%	-54.71%	Sherborn, Wilmington
All Species	-17.68%	+132.9%	Southborough, Devens

The predominant mosquito for the week was *Coquillettidia perturbans*,  
followed by *Culex*.

**General narrative:** The temperatures for EPI week 33 averaged approximately 0.45°F cooler than the previous week, with only 0.02 inches of precipitation observed. *Aedes*

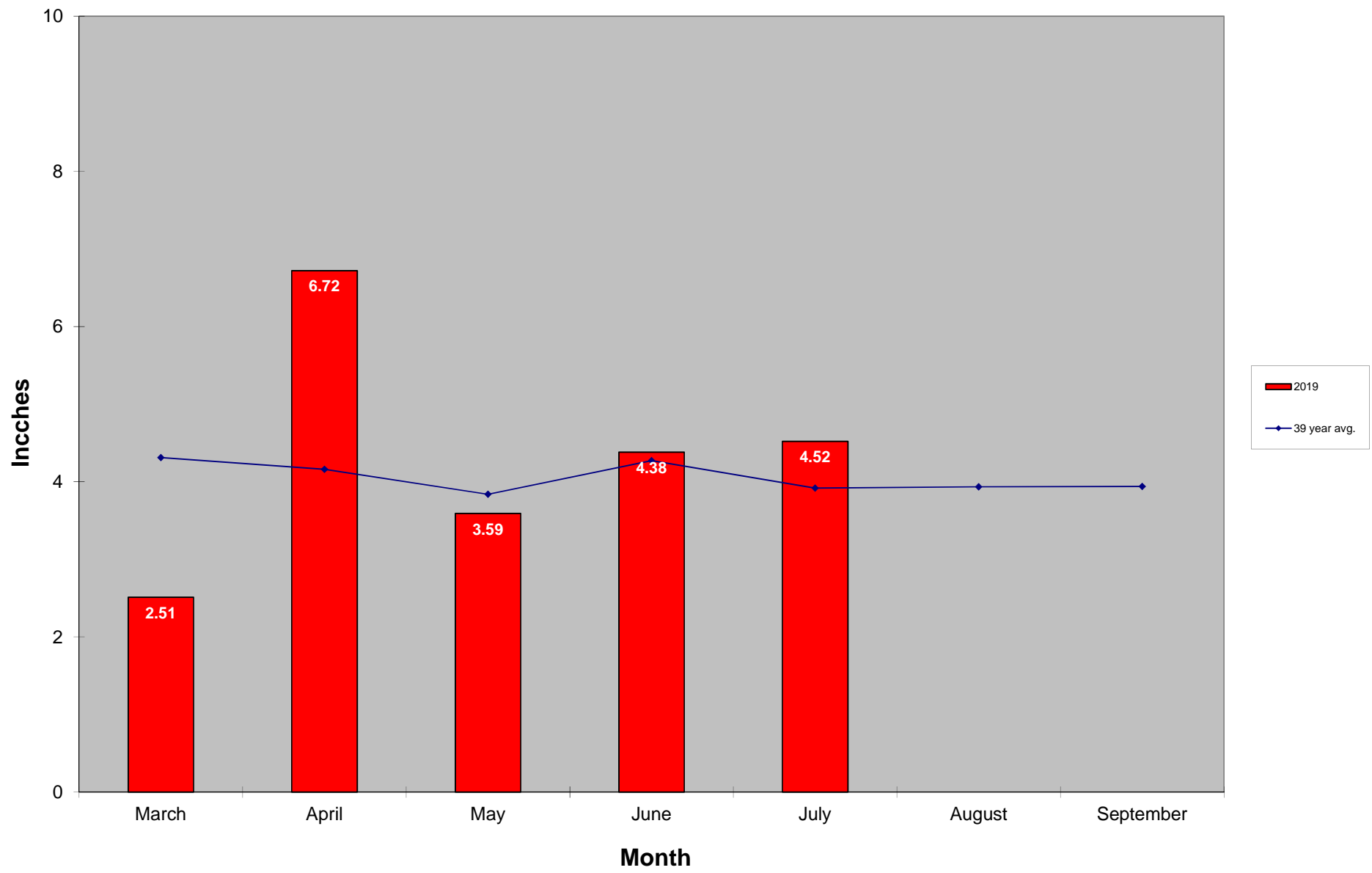
*vexans* was the only target species that experienced an increase this surveillance week, while all others decreased. *Coquillettidia perturbans* was once again the most abundant mosquito species for the week, followed by *Culex*. All target species have been collected in higher numbers this year compared to last, except for *Culex*. Five additional pools of *Coquillettidia perturbans* from EPI week 32 tested positive for Eastern Equine encephalitis, with one pool of *Culex* also testing positive for West Nile virus. Surveillance for *Aedes albopictus* using ovitraps has been suspended by MDPH to allow their staff to concentrate on monitoring current mosquito-borne disease in the CMMCP service area.

Service requests are 65.6% greater than the 16 year average (9,522 vs. 15,770) but 4.9% lower than 2018 numbers (16,545 vs. 15,770). Service requests increased 41% from Epi week 32 to 33 (901 vs. 1,277). 829 service requests were closed out in EPI week 33; 14,127 have been closed to date from a total of 15,884 received (12.4% open). Work crews have been performing catch basins treatments in all member communities for *Culex* control. 7,893 catch basins were treated in Epi week 33, bringing the total for the year to 111,256 basins treated for *Culex* control.

#### ***Aedes albopictus* Surveillance Data**

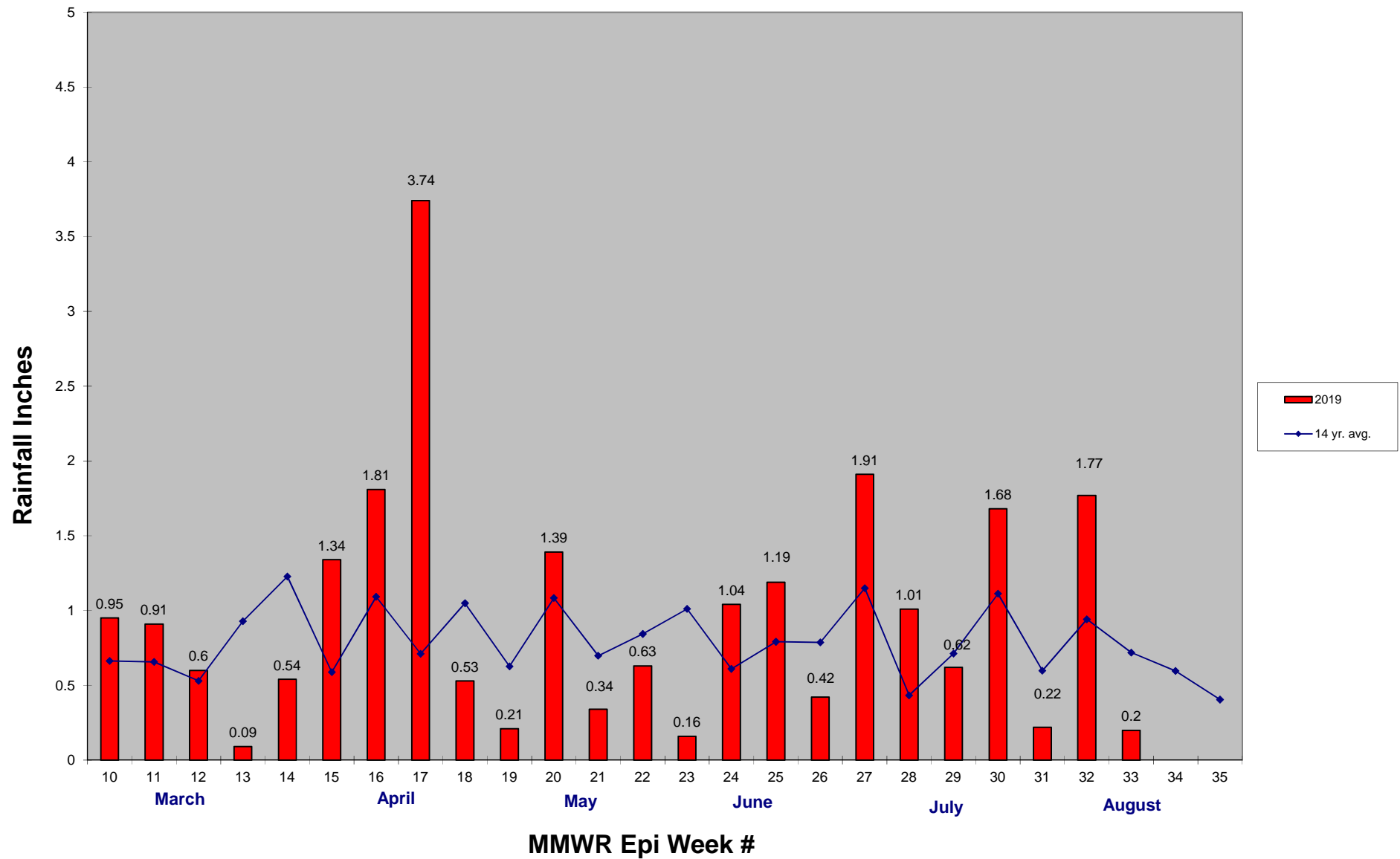
	<b># Ovitrap</b>	<b># Eggs</b>
EPI Week #22	31	4
EPI Week #23	21	221
EPI Week #24	33	530
EPI Week #25	37	1294
EPI Week #26	37	1100
EPI Week #27	-	-
EPI Week #28	35	3527
EPI Week #29	35	1481
EPI Week #30	35	1946
EPI Week #31	35	2373
EPI Week #32	25	941
EPI Week #33	-	-

## 2019 Mass. Rainfall Data vs. 39 Year Average\*



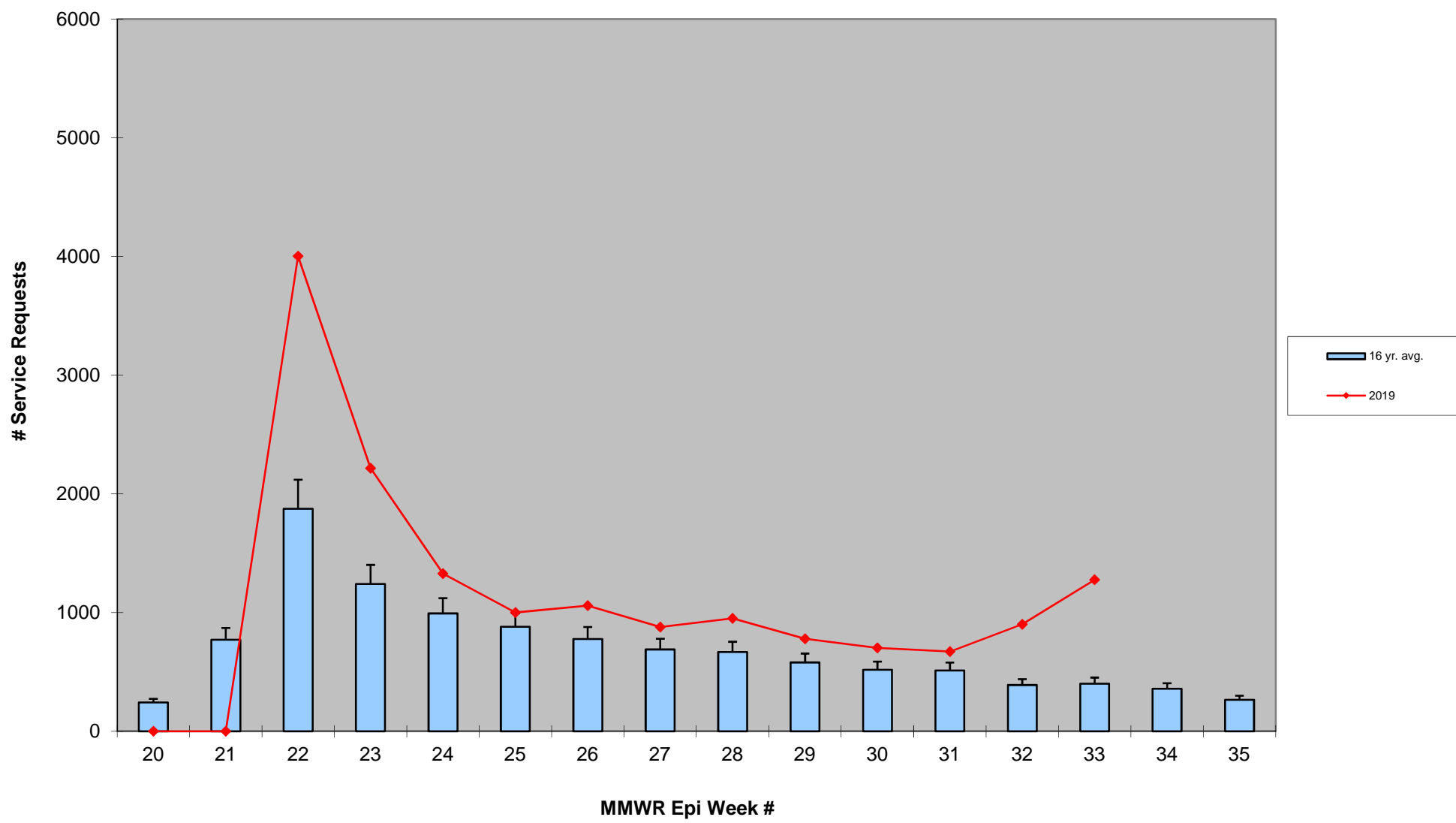
\*source: <http://www.nrcc.cornell.edu/regional/tables/tables.html>

## 2019 CMMCP Weekly Rainfall vs. 14 Year Average\*



\*source: CMMCP weather station Northborough, MA

### ULV Service Request History Comparison 2003-2019



2019 Rainfall vs. Requests

